

ASP - EQUIPMENT PLATFORM DESIGN CHECK

**NTM1308R Platform
Nortel Equipment
Michigan**

For:

**ADVANCED SUPPORT PRODUCTS, INC
Tomball, TX**

May 11, 2001

Nortel Equipment Platform

PROJECT DESCRIPTION: Calculation of loads for a BTS equipment platform by ASP, part # NTM1308R, to be located in Michigan. Loads are calculated as per **UBC -1997** and applied in a finite element model of the structure. Roof analysis is not in the scope of this calculations.

Applicable codes: UBC-1997

INPUT DATA

-Structure Data- (data provided by ASP)

Client specified wind speed $V := 80 \cdot \text{mph}$

Height of roof $H_{rf} := 70 \cdot \text{ft}$

Building exposure = "B"

-Nortel

Cabinet Dimensions- (data provided by ASP)

Cabinet height $H_{cab} := 72 \cdot \text{in}$

Cabinet width -total $W_{cab} := 120 \cdot \text{in}$ (3 cab)

Cabinet depth $D_{cab} := 30 \cdot \text{in}$

-UBC factors-

$C_e := 0.995$ Combined height, exposure & gust factor coefficient (UBC Table 16-G)

$C_q := 1.4$ Pressure Coefficient (UBC Table 16-H)

$q_s := 16.4 \cdot \text{psf}$ Wind stagnation pressure (UBC Table 16-F)

$I_w := 1.0$ Importance factor (UBC Table 16-K)

CALCULATIONS

-Wind pressure-

$P_{ubc} := C_e \cdot C_q \cdot q_s \cdot I_w$ $P_{ubc} = 22.85 \text{psf}$ (UBC 20-1)

-Wind load on the cabinets-

Calculate the effect of wind loading from the cabinet to the platform

Front $F_f := H_{cab} \cdot W_{cab} \cdot P_{ubc}$ $F_f = 1.37 \text{kips}$

Linear shear load $S_{clin} := \frac{F_f}{W_{cab}}$ $S_{clin} = 137.07 \text{plf}$

Moment from wind load $M_{cab} := F_f \cdot \frac{H_{cab}}{2}$ $M_{cab} = 4.11 \text{ft_kip}$

Couple from moment at base $C_{base} := \frac{M_{cab}}{D_{cab}}$ $C_{base} = 1.64 \text{kip}$ (up & down)

linear couple $P_c := \frac{C_{base}}{W_{cab}}$ $P_c = 164.49 \text{plf}$

-Weight of cabinets-

Three cabinets with weights of 1,200lb, 1,300lb & 2830 lbs will be on the Nortel platform.

-Grating weight-

Grating (1"x3/16") $UW_{gr} := 7.6 \cdot \text{psf}$

Loading on the runners

Spacing $S_{out} := 2.65 \cdot \text{ft}$

$WT_{gr1} := UW_{gr} \cdot S_{out}$ $WT_{gr1} = 20.14 \text{plf}$

-Live Load-

$L_L := 30 \cdot \text{psf}$ (unoccupied structure - 30 psf)

Loading on the runners

Spacing $S_{out} := 2.65 \cdot \text{ft}$

$WT_{Live} := L_L \cdot S_{out}$ $WT_{Live} = 79.5 \text{plf}$

-Snow Load- (ASCE7-98 Fig 7-1)

$S_L := 60 \cdot \text{psf}$

Loading on the runners

Spacing $S_{out} := 2.65 \cdot \text{ft}$

$WT_{snw} := S_L \cdot S_{out}$ $WT_{snw} = 159 \text{plf}$

The above calculated loads are input in the finite element model. Refer to FEM printout for results.

From FEM output

Max. deflection $\Delta_{max} := 0.022 \cdot \text{in}$

Max member stress ratio $\alpha_{max} := 0.55$

From the results of the calculations, the ASP platform is adequate to support the Nortel Metrocell equipment. The scope of this calculation is limited to the structural integrity of the steel frame of the ASP platform and does not include the load carrying capacity of the rooftop of the building the platform is to be located. We recommend that a separate structural analysis to be done to confirm the load carrying capacity of the rooftop.



Software licensed to Demo User

Job Title Equipment Platform - NTM1308R

Part

Ref

By JMG

Date 14-May-01

Chd RS

Client ASP

File 01S054-1.STD

Date/Time 15-Oct-2002 15:07

Job Information

	Engineer	Checked	Approved
Name:	JMG	RS	KB
Date:	14-May-01		

Comments

Equipment platform for MI.

Structure Type SPACE FRAME

Number of Nodes	48	Highest Node	48
Number of Elements	52	Highest Beam	52

Number of Basic Load Cases	4
Number of Combination Load Cases	4

Included in this printout are data for:

All The Whole Structure

Included in this printout are results for load cases:

Type	L/C	Name
Combination	5	DL
Combination	6	DL+LL+SL
Combination	7	DL + WL
Combination	8	DL + 0.75(LL+SL+WL)

Basic Load Cases

Number	Name
1	DL - DEAD LOAD
2	LL- LIVE LOAD
3	SL- SNOW LOAD
4	WL- WIND LOAD ON CABINETS



Software licensed to Demo User

Part

Job Title **Equipment Platform - NTM1308R**

Ref

By **JMG**

Date **14-May-01**

Chd **RS**

Client **ASP**

File **01S054-1.STD**

Date/Time **15-Oct-2002 15:07**

Combination Load Cases

Comb.	Combination L/C Name	Primary	Primary L/C Name	Factor
5	DL	1	DL - DEAD LOAD	1.00
6	DL+LL+SL	1	DL - DEAD LOAD	1.00
		2	LL- LIVE LOAD	1.00
		3	SL- SNOW LOAD	1.00
7	DL + WL	1	DL - DEAD LOAD	1.00
		4	WL- WIND LOAD ON CABINETS	1.00
8	DL + 0.75(LL+SL+WL)	1	DL - DEAD LOAD	1.00
		2	LL- LIVE LOAD	0.75
		3	SL- SNOW LOAD	0.75
		4	WL- WIND LOAD ON CABINETS	0.75

Node Displacement Summary

	Node	L/C	X (in)	Y (in)	Z (in)	Resultant (in)	rX (rad)	rY (rad)	rZ (rad)
Max X	1	7:DL + WL	0.002	-0.000	-0.012	0.012	-0.00046	0.00002	-0.00017
Min X	10	7:DL + WL	-0.002	0.000	-0.018	0.019	-0.00083	-0.00002	0.00019
Max Y	7	7:DL + WL	-0.000	0.000	-0.012	0.012	-0.00006	0.00005	0.00014
Min Y	20	8:DL + 0.75(LL	0.000	-0.001	-0.014	0.015	-0.00025	0.00009	-0.00015
Max Z	15	6:DL+LL+SL	-0.001	-0.000	0.000	0.001	0.00072	0.00004	0.00007
Min Z	13	7:DL + WL	-0.000	-0.000	-0.020	0.020	-0.00015	-0.00001	0.00012
Max rX	19	6:DL+LL+SL	0.000	-0.000	0.000	0.001	0.00072	-0.00004	-0.00004
Min rX	34	7:DL + WL	0.000	0.000	0.000	0.000	-0.00234	-0.00001	-0.00002
Max rY	6	7:DL + WL	0.000	-0.000	-0.012	0.012	-0.00004	0.00013	-0.00012
Min rY	2	7:DL + WL	0.000	-0.000	-0.012	0.012	-0.00018	-0.00023	0.00012
Max rZ	30	7:DL + WL	0.000	0.000	0.000	0.000	-0.00185	-0.00002	0.00021
Min rZ	43	7:DL + WL	0.000	0.000	0.000	0.000	-0.00126	0.00002	-0.00022
Max Rst	16	7:DL + WL	0.000	-0.001	-0.020	0.020	-0.00016	-0.00001	0.00013

Beam Combined Axial and Bending Stresses Summary

Beam	L/C	Length (ft)	Max Comp			Max Tens		
			Stress (ksi)	d (ft)	Corner	Stress (ksi)	d (ft)	Corner
1	5:DL	3.000	0.262	3.000	3	-0.248	3.000	1
	6:DL+LL+SL	3.000	2.628	3.000	3	-2.504	3.000	1
	7:DL + WL	3.000	2.074	0.000	3	-1.879	0.000	1
	8:DL + 0.75(LL	3.000	2.476	0.000	3	-2.243	0.000	1
2	5:DL	2.500	0.067	2.500	2	-0.132	0.000	1
	6:DL+LL+SL	2.500	0.612	2.500	2	-0.931	0.000	1
	7:DL + WL	2.500	1.669	2.500	1	-2.117	0.000	1
	8:DL + 0.75(LL	2.500	0.667	2.292	1	-2.220	0.000	1
3	5:DL	3.000	0.283	0.000	3	-0.273	0.000	1
	6:DL+LL+SL	3.000	2.643	0.000	3	-2.522	0.000	1
	7:DL + WL	3.000	1.713	0.000	4	-1.881	0.000	2
	8:DL + 0.75(LL	3.000	3.100	0.000	4	-3.141	0.000	2
4	5:DL	3.000	0.281	3.000	4	-0.267	3.000	2



Software licensed to Demo User

Job Title **Equipment Platform - NTM1308R**

Part

Ref

By **JMG**

Date **14-May-01**

Chd **RS**

Client **ASP**

File **01S054-1.STD**

Date/Time **15-Oct-2002 15:07**

Beam Combined Axial and Bending Stresses Summary Cont...

Beam	L/C	Length (ft)	Max Comp			Max Tens		
			Stress (ksi)	d (ft)	Corner	Stress (ksi)	d (ft)	Corner
	6:DL+LL+SL	3.000	2.599	3.000	3	-2.474	3.000	1
	7:DL + WL	3.000	1.949	0.000	3	-1.766	0.000	1
	8:DL + 0.75(LL)	3.000	2.385	0.000	3	-2.161	0.000	1
5	5:DL	2.500	0.098	0.000	2	-0.155	2.500	1
	6:DL+LL+SL	2.500	0.609	0.000	2	-1.003	2.500	1
	7:DL + WL	2.500	1.407	0.000	2	-1.407	0.000	3
	8:DL + 0.75(LL)	2.500	1.462	0.000	2	-1.432	0.000	3
6	5:DL	3.000	0.271	0.000	4	-0.261	0.000	2
	6:DL+LL+SL	3.000	2.618	0.000	3	-2.497	0.000	1
	7:DL + WL	3.000	1.558	3.000	1	-1.719	3.000	3
	8:DL + 0.75(LL)	3.000	2.836	0.000	3	-2.871	0.000	1
7	5:DL	3.000	0.468	0.000	3	-0.448	0.000	1
	6:DL+LL+SL	3.000	5.186	0.000	3	-4.944	0.000	1
	7:DL + WL	3.000	2.399	3.000	1	-2.648	3.000	3
	8:DL + 0.75(LL)	3.000	5.358	0.000	4	-5.373	0.000	2
8	5:DL	3.000	0.455	3.000	3	-0.430	3.000	1
	6:DL+LL+SL	3.000	5.183	3.000	3	-4.937	3.000	1
	7:DL + WL	3.000	3.126	0.000	3	-2.832	0.000	1
	8:DL + 0.75(LL)	3.000	4.179	0.000	3	-3.786	0.000	1
9	5:DL	2.500	0.116	2.500	2	-0.209	0.000	1
	6:DL+LL+SL	2.500	1.178	2.500	2	-1.832	0.000	1
	7:DL + WL	2.500	1.566	2.500	1	-1.841	0.000	1
	8:DL + 0.75(LL)	2.500	1.326	0.000	2	-2.650	0.000	1
10	5:DL	3.000	0.351	0.000	3	-0.320	0.000	1
	6:DL+LL+SL	3.000	5.053	0.000	4	-4.800	0.000	2
	7:DL + WL	3.000	2.536	3.000	1	-2.800	3.000	3
	8:DL + 0.75(LL)	3.000	5.170	0.000	3	-5.193	0.000	1
11	5:DL	3.000	0.610	3.000	3	-0.591	3.000	1
	6:DL+LL+SL	3.000	5.256	3.000	3	-5.016	3.000	1
	7:DL + WL	3.000	3.327	0.000	3	-3.014	0.000	1
	8:DL + 0.75(LL)	3.000	4.312	0.000	3	-3.907	0.000	1
12	5:DL	3.000	0.457	0.000	4	-0.430	0.000	2
	6:DL+LL+SL	3.000	5.170	0.000	4	-4.922	0.000	2
	7:DL + WL	3.000	2.484	3.000	1	-2.741	3.000	3
	8:DL + 0.75(LL)	3.000	5.279	0.000	3	-5.300	0.000	1
13	5:DL	3.000	0.514	3.000	4	-0.491	3.000	2
	6:DL+LL+SL	3.000	5.235	3.000	4	-4.991	3.000	2
	7:DL + WL	3.000	3.272	0.000	3	-2.965	0.000	1
	8:DL + 0.75(LL)	3.000	4.280	0.000	3	-3.877	0.000	1
14	5:DL	3.000	0.457	0.000	4	-0.436	0.000	2
	6:DL+LL+SL	3.000	5.176	0.000	4	-4.934	0.000	2
	7:DL + WL	3.000	2.231	3.000	1	-2.462	3.000	3
	8:DL + 0.75(LL)	3.000	5.251	0.000	3	-5.254	0.000	1
15	5:DL	3.000	0.444	3.000	4	-0.420	3.000	2
	6:DL+LL+SL	3.000	5.171	3.000	4	-4.925	3.000	2
	7:DL + WL	3.000	2.942	0.000	3	-2.666	0.000	1



Software licensed to Demo User

Job Title **Equipment Platform - NTM1308R**

Part

Ref

By **JMG**

Date **14-May-01**

Chd **RS**

Client **ASP**

File **01S054-1.STD**

Date/Time **15-Oct-2002 15:07**

Beam Combined Axial and Bending Stresses Summary Cont...

Beam	L/C	Length (ft)	Max Comp			Max Tens		
			Stress (ksi)	d (ft)	Corner	Stress (ksi)	d (ft)	Corner
16	8:DL + 0.75(LL)	3.000	4.040	0.000	3	-3.660	0.000	1
	5:DL	2.500	0.112	2.500	2	-0.172	0.000	1
	6:DL+LL+SL	2.500	1.192	2.500	2	-1.784	0.000	1
	7:DL + WL	2.500	1.521	0.000	1	-1.803	2.500	1
	8:DL + 0.75(LL)	2.500	1.277	2.500	2	-2.601	2.500	1
17	5:DL	2.500	0.307	0.000	2	-0.454	2.500	1
	6:DL+LL+SL	2.500	1.400	0.000	2	-2.043	2.500	1
	7:DL + WL	2.500	1.509	0.000	1	-1.823	2.500	1
	8:DL + 0.75(LL)	2.500	1.354	2.500	2	-2.672	2.500	1
18	5:DL	2.500	0.272	2.500	2	-0.518	0.000	1
	6:DL+LL+SL	2.500	1.337	2.500	2	-2.142	0.000	1
	7:DL + WL	2.500	1.291	2.500	2	-1.283	2.500	3
	8:DL + 0.75(LL)	2.500	1.835	2.500	2	-1.929	2.500	1
19	5:DL	2.650	0.335	0.000	2	-0.635	0.000	1
	6:DL+LL+SL	2.650	0.229	0.000	2	-0.785	0.000	1
	7:DL + WL	2.650	1.239	1.325	1	-2.340	0.000	1
	8:DL + 0.75(LL)	2.650	0.937	1.325	1	-2.026	0.000	1
20	5:DL	2.650	1.068	0.000	2	-1.970	0.000	1
	6:DL+LL+SL	2.650	1.114	0.000	2	-1.904	0.000	1
	7:DL + WL	2.650	1.513	1.325	1	-3.572	0.000	1
	8:DL + 0.75(LL)	2.650	1.310	1.325	1	-3.122	0.000	1
21	5:DL	2.650	1.850	1.325	1	-2.665	2.650	1
	6:DL+LL+SL	2.650	1.837	1.325	1	-2.840	2.650	1
	7:DL + WL	2.650	2.772	1.325	1	-4.782	2.650	1
	8:DL + 0.75(LL)	2.650	2.532	1.325	1	-4.384	2.650	1
22	5:DL	2.650	1.082	2.650	2	-1.967	2.650	1
	6:DL+LL+SL	2.650	1.007	2.650	2	-2.119	2.650	1
	7:DL + WL	2.650	1.292	1.325	1	-3.898	2.650	1
	8:DL + 0.75(LL)	2.650	1.083	1.325	1	-3.529	2.650	1
23	5:DL	2.650	0.376	2.650	2	-0.790	2.650	1
	6:DL+LL+SL	2.650	0.318	2.650	2	-0.847	2.650	1
	7:DL + WL	2.650	1.300	1.325	1	-2.442	2.650	1
	8:DL + 0.75(LL)	2.650	0.997	1.546	1	-2.072	2.650	1
24	5:DL	2.650	0.348	0.000	2	-0.613	0.000	1
	6:DL+LL+SL	2.650	0.423	0.000	2	-0.422	0.000	1
	7:DL + WL	2.650	0.749	1.325	2	-0.698	1.325	3
	8:DL + 0.75(LL)	2.650	0.561	1.325	2	-0.634	2.650	1
25	5:DL	2.650	1.062	0.000	2	-2.009	0.000	1
	6:DL+LL+SL	2.650	1.019	0.000	2	-2.088	0.000	1
	7:DL + WL	2.650	0.666	1.546	1	-1.564	0.000	1
	8:DL + 0.75(LL)	2.650	0.596	0.000	2	-1.734	0.000	1
26	5:DL	2.650	1.903	1.325	1	-2.597	2.650	1
	6:DL+LL+SL	2.650	1.916	1.325	1	-2.747	0.000	1
	7:DL + WL	2.650	1.866	1.325	1	-2.557	2.650	1
	8:DL + 0.75(LL)	2.650	1.885	1.325	1	-2.431	2.650	1
27	5:DL	2.650	1.085	2.650	2	-1.978	2.650	1



Software licensed to Demo User

Job Title **Equipment Platform - NTM1308R**

Part

Ref

By **JMG**

Date **14-May-01**

Chd **RS**

Client **ASP**

File **01S054-1.STD**

Date/Time **15-Oct-2002 15:07**

Beam Combined Axial and Bending Stresses Summary Cont...

Beam	L/C	Length (ft)	Max Comp			Max Tens		
			Stress (ksi)	d (ft)	Corner	Stress (ksi)	d (ft)	Corner
	6:DL+LL+SL	2.650	1.161	2.650	2	-1.831	2.650	1
	7:DL + WL	2.650	0.526	1.767	2	-1.774	2.650	1
	8:DL + 0.75(LL	2.650	0.570	2.650	2	-1.714	2.650	1
28	5:DL	2.650	0.389	2.650	2	-0.775	2.650	1
	6:DL+LL+SL	2.650	0.419	2.650	2	-0.680	2.650	1
	7:DL + WL	2.650	0.802	0.000	3	-1.096	0.000	1
	8:DL + 0.75(LL	2.650	0.567	0.000	3	-0.812	0.000	1
29	5:DL	1.000	0.433	0.000	2	-0.237	0.000	4
	6:DL+LL+SL	1.000	1.412	0.000	2	-0.255	0.000	4
	7:DL + WL	1.000	5.945	0.000	3	-6.414	0.000	1
	8:DL + 0.75(LL	1.000	5.046	0.000	3	-4.628	0.000	1
30	5:DL	1.000	0.189	0.000	1	-0.140	0.000	3
	6:DL+LL+SL	1.000	2.205	0.000	4	-1.707	0.000	2
	7:DL + WL	1.000	2.626	0.000	3	-2.692	0.000	1
	8:DL + 0.75(LL	1.000	0.777	0.000	3	-0.477	0.000	1
31	5:DL	1.000	0.389	0.000	1	-0.302	0.000	3
	6:DL+LL+SL	1.000	4.397	0.000	1	-3.412	0.000	3
	7:DL + WL	1.000	3.741	0.000	3	-3.830	0.000	1
	8:DL + 0.75(LL	1.000	0.398	0.000	3			
32	5:DL	1.000	0.483	0.000	1	-0.393	0.000	3
	6:DL+LL+SL	1.000	4.487	0.000	1	-3.500	0.000	3
	7:DL + WL	1.000	4.106	0.000	3	-4.211	0.000	1
	8:DL + 0.75(LL	1.000	0.651	0.000	3	-0.034	0.000	1
33	5:DL	1.000	0.544	0.000	4	-0.448	0.000	2
	6:DL+LL+SL	1.000	4.551	0.000	1	-3.558	0.000	3
	7:DL + WL	1.000	4.178	0.000	3	-4.283	0.000	1
	8:DL + 0.75(LL	1.000	0.686	0.000	3	-0.067	0.000	1
34	5:DL	1.000	0.380	0.000	4	-0.294	0.000	2
	6:DL+LL+SL	1.000	4.391	0.000	4	-3.407	0.000	2
	7:DL + WL	1.000	4.038	0.000	2	-4.138	0.000	4
	8:DL + 0.75(LL	1.000	0.620	0.000	2	-0.000	0.000	4
35	5:DL	1.000	0.179	0.000	4	-0.132	0.000	2
	6:DL+LL+SL	1.000	2.188	0.000	4	-1.692	0.000	2
	7:DL + WL	1.000	2.809	0.000	2	-2.887	0.000	4
	8:DL + 0.75(LL	1.000	0.904	0.000	2	-0.614	0.000	4
36	5:DL	1.000	0.242	0.000	3	-0.094	0.000	1
	6:DL+LL+SL	1.000	1.098	0.000	3			
	7:DL + WL	1.000	5.649	0.000	2	-6.102	0.000	4
	8:DL + 0.75(LL	1.000	4.895	0.000	2	-4.479	0.000	4
37	5:DL	1.000	0.856	0.000	3			
	6:DL+LL+SL	1.000	2.519	0.000	3			
	7:DL + WL	1.000	7.779	0.000	3	-7.941	0.000	1
	8:DL + 0.75(LL	1.000	7.295	0.000	3	-5.676	0.000	1
38	5:DL	1.000	2.224	0.000	3			
	6:DL+LL+SL	1.000	4.005	0.000	3			
	7:DL + WL	1.000	9.921	0.000	3	-8.486	0.000	1



Software licensed to Demo User

Job Title Equipment Platform - NTM1308R

Part

Ref

By JMG

Date 14-May-01

Chd RS

Client ASP

File 01S054-1.STD

Date/Time 15-Oct-2002 15:07

Beam Combined Axial and Bending Stresses Summary Cont...

Beam	L/C	Length (ft)	Max Comp			Max Tens		
			Stress (ksi)	d (ft)	Corner	Stress (ksi)	d (ft)	Corner
	8:DL + 0.75(LL)	1.000	9.332	0.000	3	-6.119	0.000	1
39	5:DL	1.000	2.483	0.000	1			
	6:DL+LL+SL	1.000	3.816	0.000	2			
	7:DL + WL	1.000	9.848	0.000	2	-8.163	0.000	4
	8:DL + 0.75(LL)	1.000	9.165	0.000	2	-5.704	0.000	4
40	5:DL	1.000	0.765	0.000	2			
	6:DL+LL+SL	1.000	2.485	0.000	3			
	7:DL + WL	1.000	7.315	0.000	2	-7.422	0.000	4
	8:DL + 0.75(LL)	1.000	6.927	0.000	2	-5.255	0.000	4
41	5:DL	1.000	0.370	0.000	2	-0.167	0.000	4
	6:DL+LL+SL	1.000	1.125	0.000	1			
	7:DL + WL	1.000	6.661	0.000	2	-5.836	0.000	4
	8:DL + 0.75(LL)	1.000	5.126	0.000	2	-3.736	0.000	4
42	5:DL	1.000	0.696	0.000	1			
	6:DL+LL+SL	1.000	2.482	0.000	1			
	7:DL + WL	1.000	8.668	0.000	3	-5.926	0.000	1
	8:DL + 0.75(LL)	1.000	6.745	0.000	3	-2.931	0.000	1
43	5:DL	1.000	2.521	0.000	1			
	6:DL+LL+SL	1.000	4.258	0.000	1			
	7:DL + WL	1.000	10.972	0.000	2	-6.651	0.000	4
	8:DL + 0.75(LL)	1.000	8.940	0.000	2	-3.509	0.000	4
44	5:DL	1.000	2.294	0.000	4			
	6:DL+LL+SL	1.000	3.945	0.000	4			
	7:DL + WL	1.000	11.438	0.000	3	-7.290	0.000	1
	8:DL + 0.75(LL)	1.000	9.206	0.000	3	-3.955	0.000	1
45	5:DL	1.000	0.791	0.000	4			
	6:DL+LL+SL	1.000	2.580	0.000	4			
	7:DL + WL	1.000	9.135	0.000	3	-6.438	0.000	1
	8:DL + 0.75(LL)	1.000	7.262	0.000	3	-3.501	0.000	1
46	5:DL	1.000	0.201	0.000	3	-0.052	0.000	1
	6:DL+LL+SL	1.000	1.056	0.000	4			
	7:DL + WL	1.000	5.929	0.000	3	-5.241	0.000	1
	8:DL + 0.75(LL)	1.000	4.618	0.000	3	-3.341	0.000	1
47	5:DL	1.000	0.263	0.000	3	-0.212	0.000	1
	6:DL+LL+SL	1.000	2.269	0.000	3	-1.770	0.000	1
	7:DL + WL	1.000	3.423	0.000	3	-3.243	0.000	1
	8:DL + 0.75(LL)	1.000	4.138	0.000	3	-3.653	0.000	1
48	5:DL	1.000	0.452	0.000	3	-0.362	0.000	1
	6:DL+LL+SL	1.000	4.474	0.000	3	-3.487	0.000	1
	7:DL + WL	1.000	4.946	0.000	3	-4.671	0.000	1
	8:DL + 0.75(LL)	1.000	6.840	0.000	3	-5.937	0.000	1
49	5:DL	1.000	0.409	0.000	3	-0.324	0.000	1
	6:DL+LL+SL	1.000	4.384	0.000	3	-3.401	0.000	1
	7:DL + WL	1.000	5.195	0.000	3	-4.910	0.000	1
	8:DL + 0.75(LL)	1.000	6.979	0.000	3	-6.072	0.000	1
50	5:DL	1.000	0.474	0.000	2	-0.384	0.000	4



Software licensed to Demo User

Job Title **Equipment Platform - NTM1308R**

Part

Ref

By **JMG**

Date **14-May-01**

Chd **RS**

Client **ASP**

File **01S054-1.STD**

Date/Time **15-Oct-2002 15:07**

Beam Combined Axial and Bending Stresses Summary Cont...

Beam	L/C	Length (ft)	Max Comp			Max Tens		
			Stress (ksi)	d (ft)	Corner	Stress (ksi)	d (ft)	Corner
	6:DL+LL+SL	1.000	4.478	0.000	2	-3.490	0.000	4
	7:DL + WL	1.000	5.175	0.000	2	-4.890	0.000	4
	8:DL + 0.75(LL)	1.000	7.003	0.000	2	-6.093	0.000	4
51	5:DL	1.000	0.436	0.000	2	-0.346	0.000	4
	6:DL+LL+SL	1.000	4.456	0.000	2	-3.469	0.000	4
	7:DL + WL	1.000	4.632	0.000	2	-4.368	0.000	4
	8:DL + 0.75(LL)	1.000	6.598	0.000	2	-5.705	0.000	4
52	5:DL	1.000	0.266	0.000	2	-0.216	0.000	4
	6:DL+LL+SL	1.000	2.261	0.000	3	-1.761	0.000	1
	7:DL + WL	1.000	3.146	0.000	2	-2.987	0.000	4
	8:DL + 0.75(LL)	1.000	3.913	0.000	2	-3.445	0.000	4

Reaction Summary

	Node	L/C	Horizontal	Vertical	Horizontal	Moment		
			FX (kip)	FY (kip)	FZ (kip)	MX (kip*ft)	MY (kip*ft)	MZ (kip*ft)
Max FX	35	7:DL + WL	0.025	0.609	0.228	0.000	0.000	0.000
Min FX	34	6:DL+LL+SL	-0.025	1.700	0.021	0.000	0.000	0.000
Max FY	39	8:DL + 0.75(LL)	0.023	1.959	0.152	0.000	0.000	0.000
Min FY	25	7:DL + WL	-0.021	-0.167	0.153	0.000	0.000	0.000
Max FZ	34	7:DL + WL	-0.016	0.519	0.242	0.000	0.000	0.000
Min FZ	29	6:DL+LL+SL	0.000	0.360	-0.114	0.000	0.000	0.000
Max MX	25	5:DL	0.006	0.073	0.003	0.000	0.000	0.000
Min MX	25	5:DL	0.006	0.073	0.003	0.000	0.000	0.000
Max MY	25	5:DL	0.006	0.073	0.003	0.000	0.000	0.000
Min MY	25	5:DL	0.006	0.073	0.003	0.000	0.000	0.000
Max MZ	25	5:DL	0.006	0.073	0.003	0.000	0.000	0.000
Min MZ	25	5:DL	0.006	0.073	0.003	0.000	0.000	0.000



Software licensed to Demo User

Job Title Equipment Platform - NTM1308R

Part

Ref

By JMG

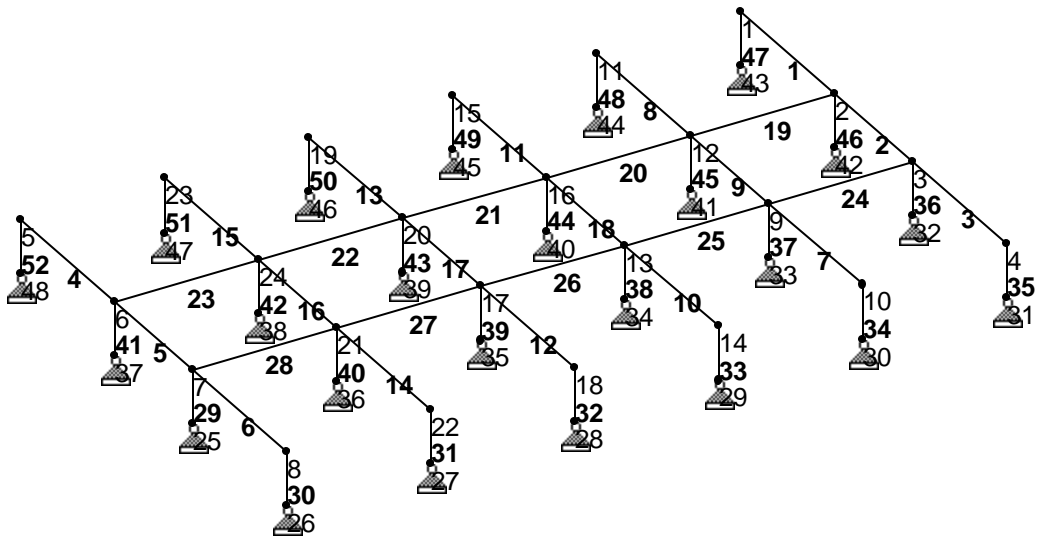
Date 14-May-01

Chd RS

Client ASP

File 01S054-1.STD

Date/Time 15-Oct-2002 15:07



Whole Structure



Software licensed to Demo User

Job Title Equipment Platform - NTM1308R

Part

Ref

By **JMG**

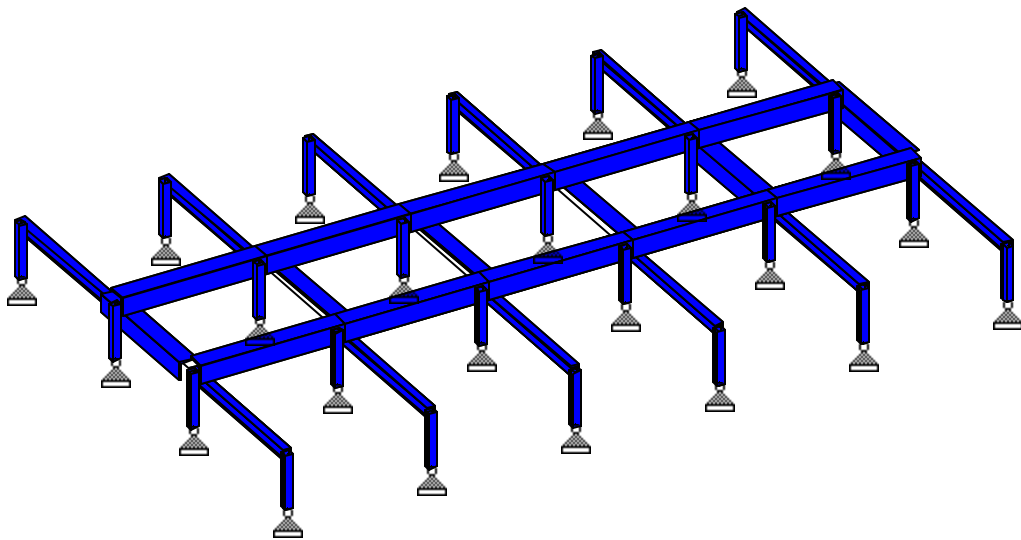
Date **14-May-01**

Chd **RS**

Client **ASP**

File **01S054-1.STD**

Date/Time **15-Oct-2002 15:07**



3-d



Software licensed to Demo User

Job Title Equipment Platform - NTM1308R

Part

Ref

By **JMG**

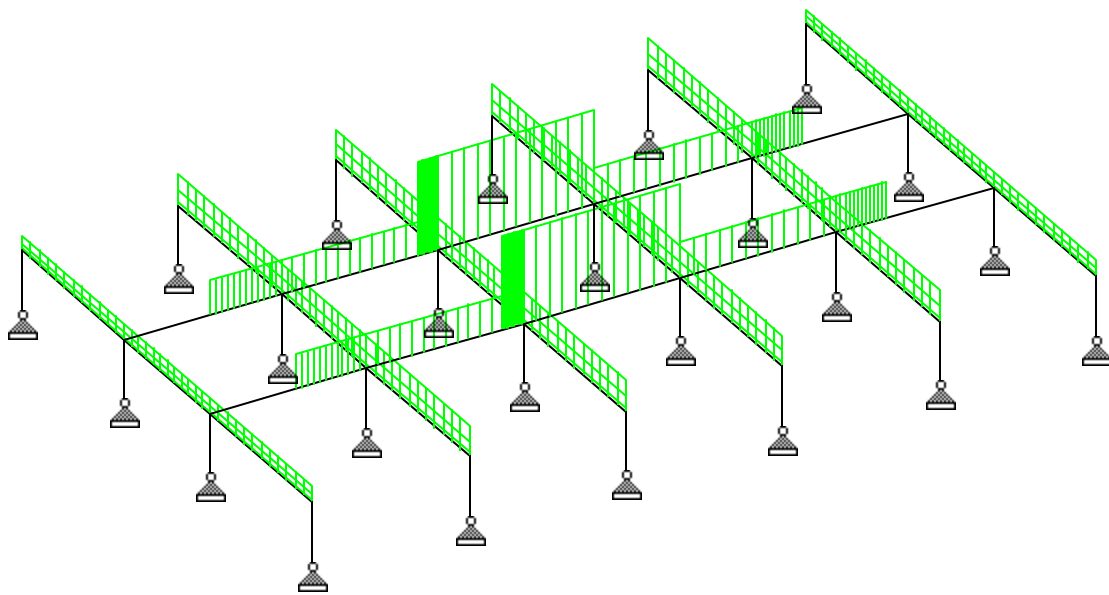
Date **14-May-01**

Chd **RS**

Client **ASP**

File **01S054-1.STD**

Date/Time **15-Oct-2002 15:07**



Loading



Software licensed to Demo User

Job Title Equipment Platform - NTM1308R

Part

Ref

By **JMG**

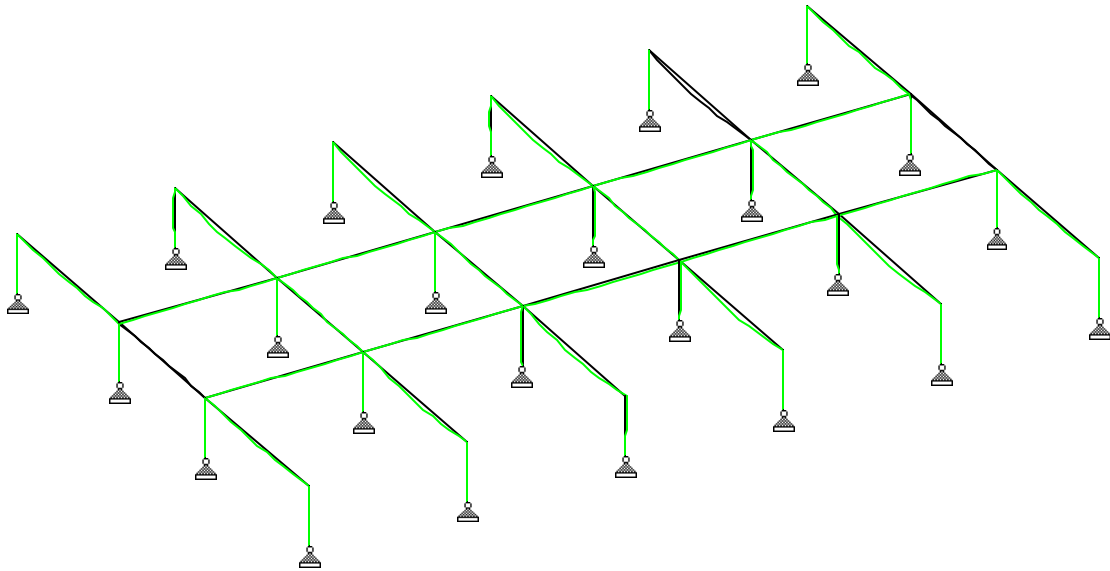
Date **14-May-01**

Chd **RS**

Client **ASP**

File **01S054-1.STD**

Date/Time **15-Oct-2002 15:07**



Whole Structure Displacements 0.1in:1ft 6 DL+LL+SL



Software licensed to Demo User

Part

Job Title Equipment Platform - NTM1308R

Ref

By **JMG**

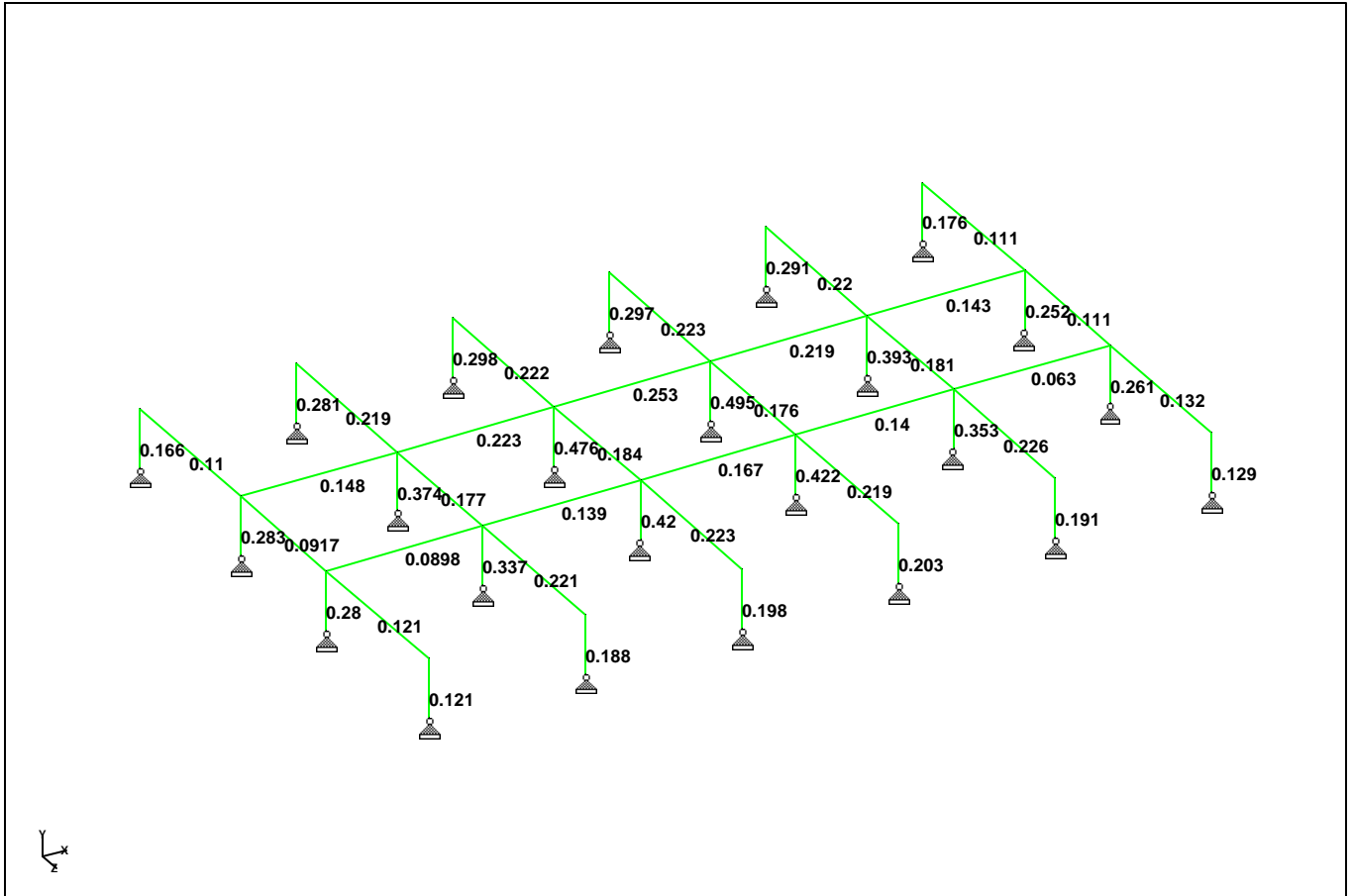
Date **14-May-01**

Chd **RS**

Client **ASP**

File **01S054-1.STD**

Date/Time **15-Oct-2002 15:07**



Whole Structure